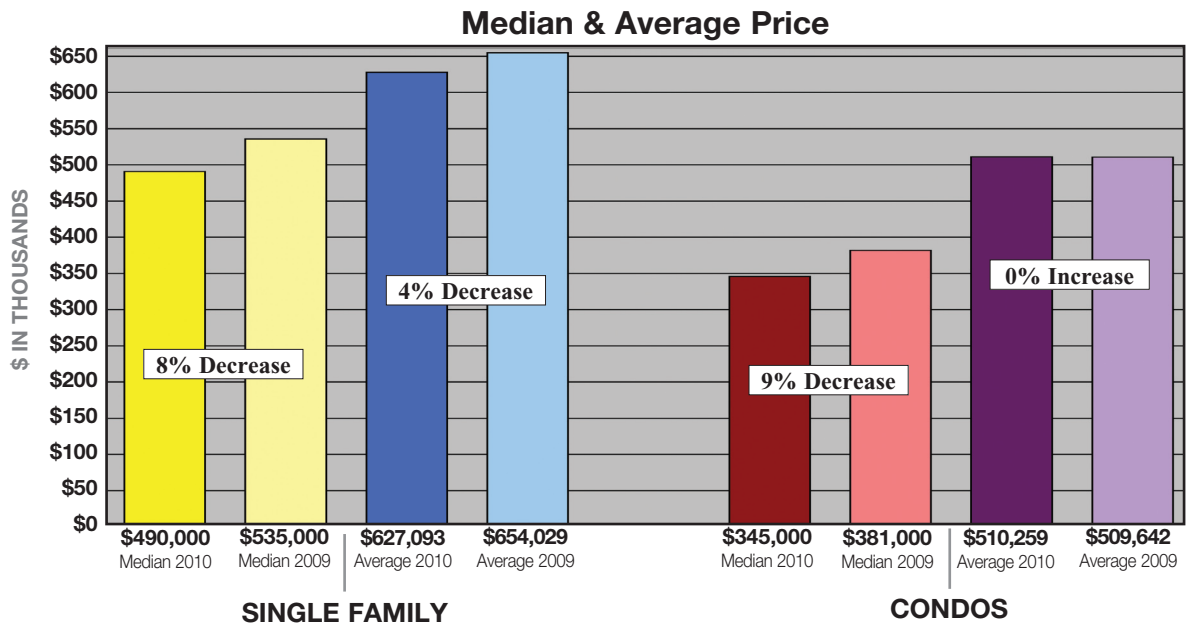
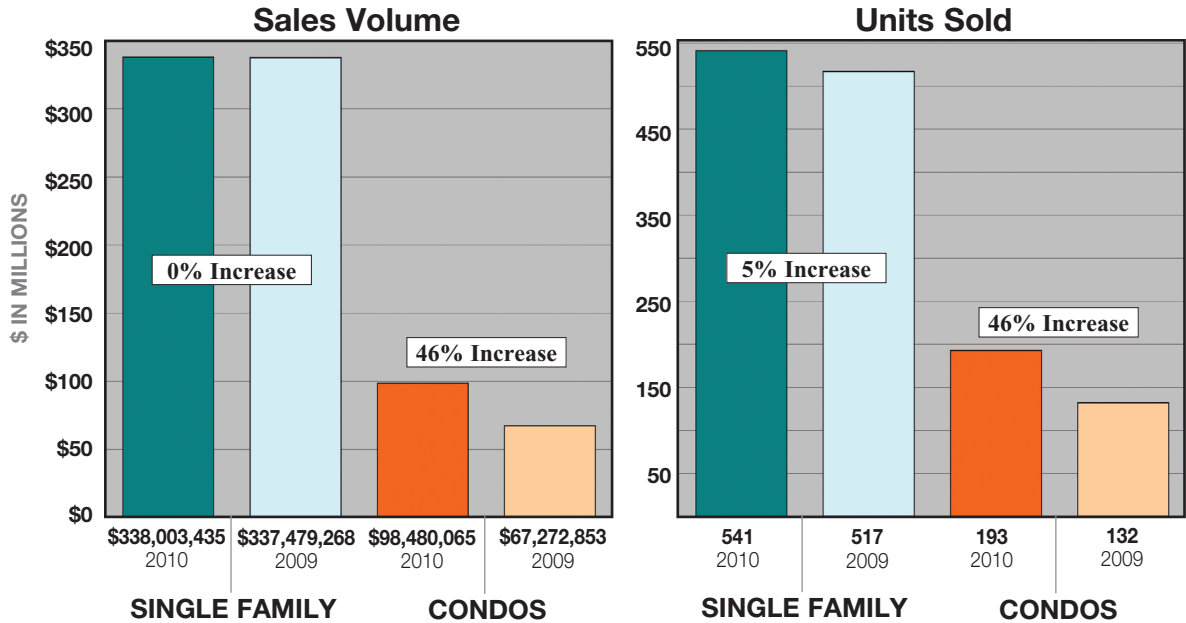


# Truckee

## YEAR END STATISTICS JANUARY 1 - DECEMBER 31 2010 vs 2009



# Truckee

## YEAR END STATISTICS JANUARY 1 - DECEMBER 31 2010 vs 2009

### SINGLE FAMILY

### CONDOS

#### TRUCKEE

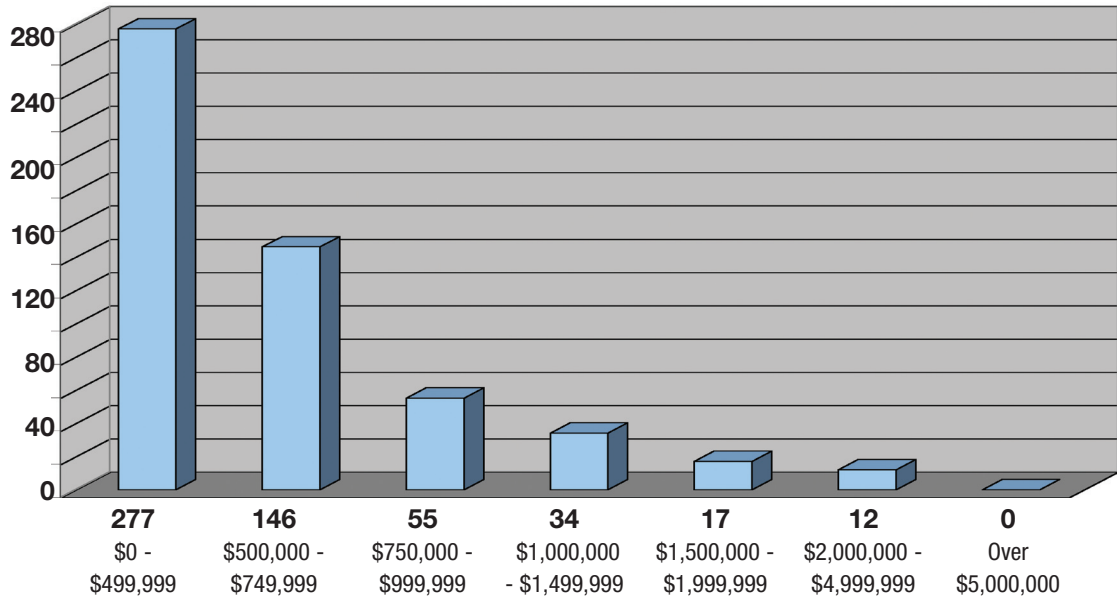
|                     | 2010          | 2009          | %   |
|---------------------|---------------|---------------|-----|
| Volume              | \$338,003,435 | \$337,479,268 | 0%  |
| Units               | 541           | 517           | 5%  |
| Median Price        | 490,000       | 535,000       | -8% |
| Average Price       | 627,093       | 654,029       | -4% |
| Units Under \$1 Mil | 478           | 454           | 5%  |
| Units Over \$1 Mil  | 63            | 63            | 0%  |

|                   | 2010         | 2009         | %   |
|-------------------|--------------|--------------|-----|
| Volume            | \$98,480,065 | \$67,272,853 | 46% |
| Units             | 193          | 132          | 46% |
| Median Price      | 345,000      | 381,000      | -9% |
| Average Price     | 510,259      | 509,642      | 0%  |
| Units Under \$500 | 149          | 94           | 59% |
| Units Over \$500  | 44           | 38           | 16% |

## PROPERTY SOLD

### SINGLE FAMILY - JANUARY 1- DECEMBER 31 2010

#### TRUCKEE



**CHASE**  
INTERNATIONAL

[chaseinternational.com](http://chaseinternational.com)

Information gathered from Incline Village, Tahoe Sierra, Sierra Nevada,  
NVRMLS and South Lake Tahoe Board of Realtors MLS 12/31/2010